

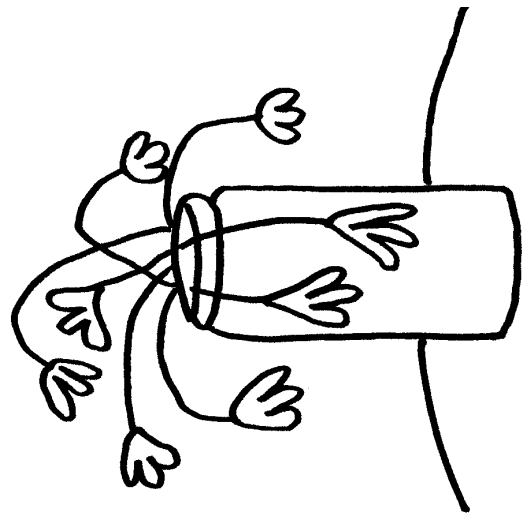







Ordena la historia.

	1
	2
	3




Ordena las viñetas.

--	--	--










Memorización visual.



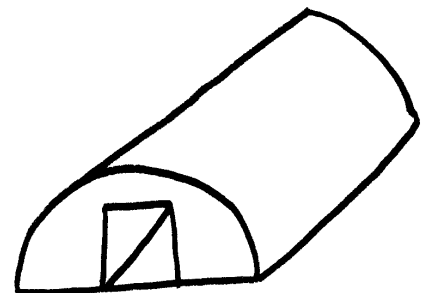




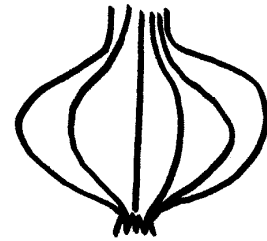

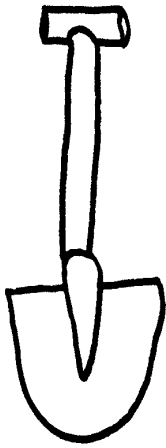


Colorea y rodea los árboles que están separados.



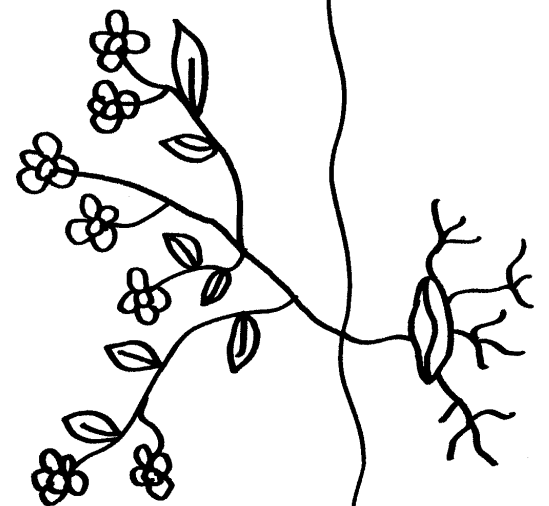
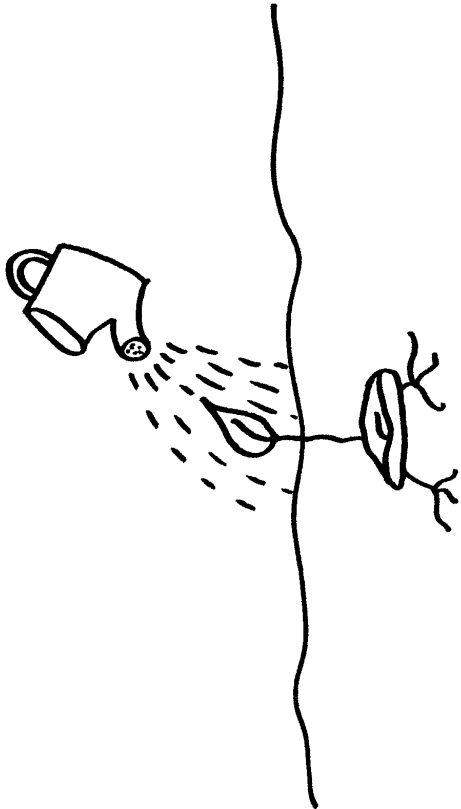


Colorea el objeto que está en el centro.






Colorea la escena que sucede después de plantar una semilla.



semilla







Dibuja un pétalo en cada flor.






Colorea las flores que son semejantes.






Colorea, recorta y pega según el modelo.






Recortar y picar las hojas y las flores.  
Pegarlas en el árbol. Pegar unos hilos de  
lana que simulen las raíces.






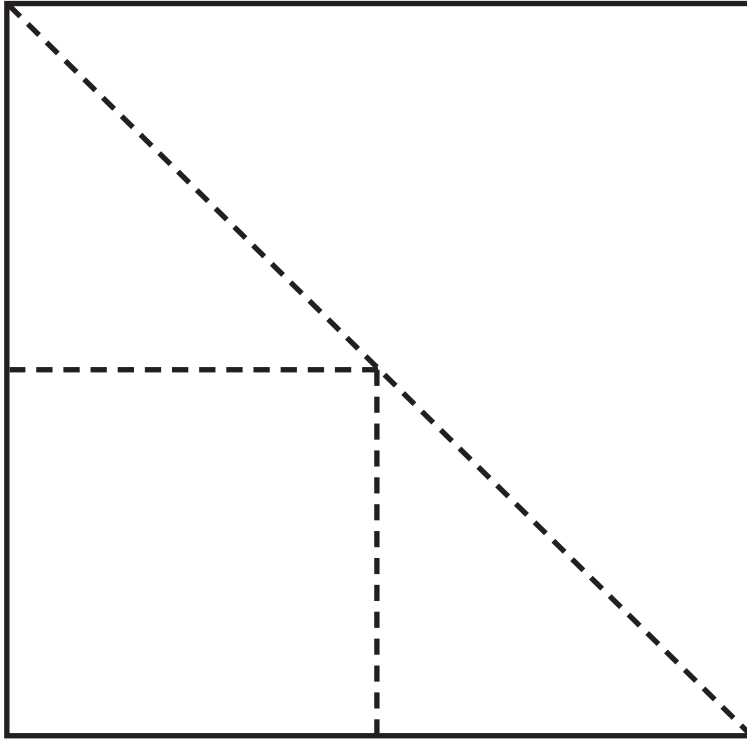


Picar y levantar las flores. Recortar los frutos y pegarlos en el lugar de las flores.






Colorea, recorta y construye el tulipán.




Técnica : Cepillo de dientes.






Rellenar el centro de la flor, con bolitas de papel.





Rellenar con bolitas de papel.



Rellenar con plastilina.

